

Wumby heated changing pad

Congratulations on purchasing this Wumby heated changing pad!

In this manual we explain how this product works, so that your child is nice and warm after a bath or during nappy changes!

This manual is part of this product and contains important instructions for safety, use and disposal. Familiarize yourself with all operating and safety instructions before using this product.

Use this product only as directed and for the purposes indicated. Please save this manual carefully.

Hand over this manual or share it digitally if you give this product to someone else.



Safety regulations

Please observe the following safety instructions at all times for safe handling of this product and keep them for later use. Failure to observe the following instructions may result in personal injury or property damage (electric shock, burns, fire).

Danger to life due to electrical current. In case of contact with live wires or live parts, there is a danger to life. The following safety advice and risk indications serve not only to protect your health or the health of others, but also to protect the product. Therefore, please observe the advice and warnings mentioned herein and pass on this manual or share it digitally if you give this product to someone else.

- Check this product for externally visible damage before use. Do not use a defective product.
- Have damaged cords or connections replaced immediately by authorized and skilled personnel in order to avoid danger
- This product is not intended for persons with reduced physical, sensory or mental capabilities or lack of experience and/or knowledge, unless they are supervised by a person responsible for their safety.
- Children should be supervised to ensure that they do not play with the product.
- This product should not be cleaned or maintained by children unless supervised.
- Defective parts may only be replaced by authorized specialist dealers or customer service.
- Do not leave the product on unattended.
- Protect this product and the charger against moisture and the ingress of liquids.
- Never immerse the product in water and do not place objects filled with liquids on the product.
- Do not pull, twist or bend cords sharply.
- Do not insert needles into the product or charger.
- Unplug this product when not in use.


Packaging

- Check whether the delivery is complete and whether there is any visible damage.
- If the delivery is incomplete or if there is damage due to faulty packaging or transport, please contact our customer service.

Removal


Under no circumstances should the product and charger be disposed of with normal household waste.

Technical specifications

Heating System: 15 watts, 12 volts DC
Thermostat: 37 degrees Celsius
Outer cover material: MED 180 PU/PES
Adapter: Input: 100-240V ~ 50/60Hz 1.3A
Output: 12.6V  3.0A 37.8W




Manual Wumby heated changing pad



How do I use the Wumby heated changing pad?

The Wumby heated changing pad is very easy to use. Before use, take the following steps:



Maintenance

The Wumby heated changing pad is easy to wipe clean with a wet wipe. You can then rub the cushion dry with a hydrophilic cloth. Stubborn stains (such as from zinc ointment, for example) are easy to remove with the help of a drop of washing-up liquid.

Package contents:

- 1 Wumby heated changing pad
- 1 220V 12V adapter with DC plug, to be used exclusively with the Wumby heated changing pad
- 1 Explanation flyer

See back cover for safety instructions.

Contact

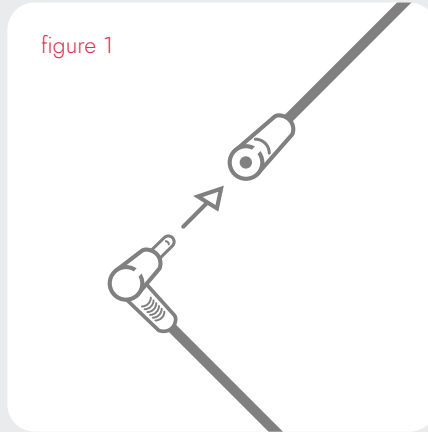
Wumby
P.O. box 4874
4803 EW BREDA
The Netherlands

E-mail: info@wumby.nl
Web: www.wumby.nl
Instagram: @wumbyNL

Contact us
directly via
Whatsapp



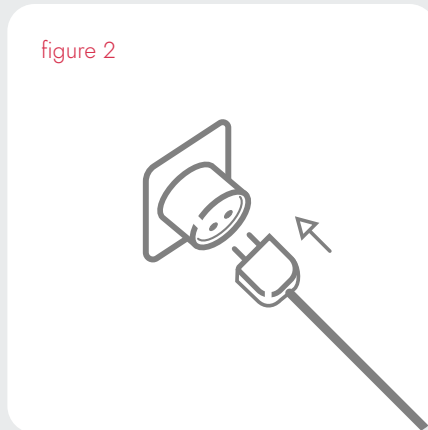
figure 1



Step 1

Connect the cable of the Wumby heated changing pad to the supplied adapter (figure 1).

figure 2

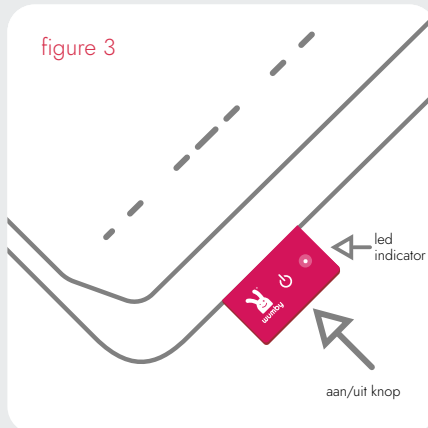


Step 2

Insert the plug into a child-proof socket (figure 2). As soon as the Wumby heated changing pad is connected, it switches on automatically. The LED indicator lights up when the Wumby heated changing pad is on.

If the Wumby heated changing pad is not used immediately, switch it off again with the on/off button (figure 3) so that the LED indicator is no longer lit.

figure 3



Step 3

Turn on the Wumby heated changing pad. You do this by pressing the on/off button (figure 3). When the LED indicator is lit, the Wumby heated changing pad is on. If the LED indicator is not lit, the Wumby heated changing pad is off.

Always switch off the Wumby heated changing pad after use using the on/off button.

Note: never leave your baby or child unattended on this changing pad.